

# Technical data sheet

## PV complete block 1,000 V DC with remote signalling

Item no. 5094232



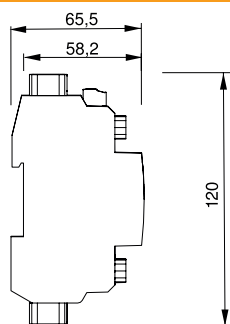
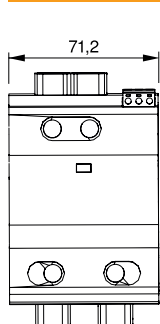
Type 1+2 combination arrester according to EN 50539-11 for lightning and surge protection of PV systems.

- Lightning protection equipotential bonding according to IEC 62305 (VDE 0185-305)
- Surge protection according to IEC 60364-7-712 (VDE 0100-712)
- Arresting capacity to 12.5 kA (10/350) and 40 kA (8/20)
- Error-resistant Y circuit with status display
- The FS variant possesses a potential-free changeover contact for remote signalling

Application: Lightning current and surge protection devices for PV systems.



### Dimensions



Length	65,50 mm
Width	71,20 mm
Height	120,00 mm

### Master data

Item no.	5094232
Type	V-PV-T1+2-1000FS
Description 1	CombiController V-PV
Description 2	Y-connection PV system + RS
Dimension	1000V DC
Colour	Grey
Smallest sales unit (VG)	1,00 Piece
Weight	41,20 kg/100 pc.

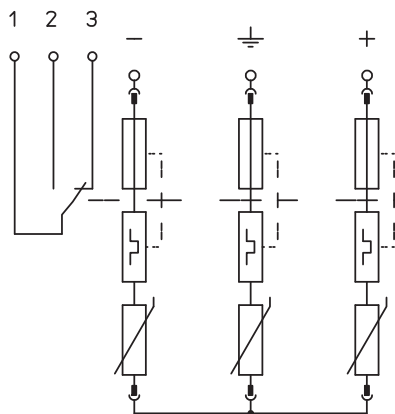
# Technical data sheet

## PV complete block 1,000 V DC with remote signalling

Item no. 5094232



### Technical data



SPD to EN 61643-11	Type 1+2
SPD to IEC 61643-11	Class I+II
Test class, type 1	<input checked="" type="checkbox"/>
Test class, type 2	<input checked="" type="checkbox"/>
Maximum continuous voltage DC	1.000,00 V
U max DC	1.000,00 V
Nominal discharge current (8/20)	20 kA
Rated current	50,00 A
Maximum discharge current (8/20 µs)	40,00 kA
Lightning surge current (10/350 µs)	6,25 kA
Impulse discharge current (10/350)	6,25 kA
Lightning surge current (10/350)	12,50 kA
Arrestor surge current (8/20 µs) [total]	40,00 kA
Arrestor surge current (8/20) [total]	40,00 kA
Protection level	3,30 kV
Protection level	< 3,3 kV
Response time	< 25 ns
Temperature range	-40-80 °C
Pole version	Other
Version	Y configuration + RS
Version	Other
Mounting type	Hat rail 35 mm
Installation type	DIN rail 35 mm
Protection rating	IP20
Protection rating	IP20
Blow-out	<input type="checkbox"/>
Size	4 part units
Division unit TE (17.5 mm)	4
Remote signalling	<input checked="" type="checkbox"/>
Integrated back-up fuse	<input type="checkbox"/>
Max. cable cross-section flexible (fine-wire)	35,00 mm <sup>2</sup>
Max. cable cross-section rigid (single wire/multi-wire)	35,00 mm <sup>2</sup>
Conductor cross-section, flexible (fine-wire)	2,50 - 35,00 mm <sup>2</sup>
Connection cross-section, flexible	2,50 - 35,00 mm <sup>2</sup>
Conductor cross-section, rigid (single wire/multi-wire)	2,50 - 35,00 mm <sup>2</sup>
Connection cross-section, rigid	2,50 - 35,00 mm <sup>2</sup>
Connection cross-section, multi-wire	2,50 - 35,00 mm <sup>2</sup>
Max. PV voltage	1.000,00 V
Signalling on device	Visual