
















Pushbuttons

Type of head		Flush or projecting push	circular	
Degree of protection			IP 54, class II	
Mounting (mm)	panel cut-out		Ø 22.4 (0 +0.1)	
	mounting centres		30 (horizontal) x 40 (vertical)	
Dimensions (mm)	Ø x Depth (below head)		Ø 29 x 41.5 (Ø 40 x 41.5 for Emergency stop)	
Connection (1)			Screw clamp terminals, 1 x 0.34 mm ² to 1 x 1.5 mm ²	
Type of push		Flush, spring return	Flush, push and push-to-release	
References (10)*	black 	N/O	XB7 EA21P	XB7 EH21P
		C/O	XB7 EA25P	XB7 EH25P
	green 	N/O	XB7 EA31P	XB7 EH31P
		C/O	XB7 EA35P	XB7 EH35P
	red 	N/C	XB7 EA42P	–
		C/O	XB7 EA45P	–
yellow 	N/O	XB7 EA51P	–	
Type of push		Flush, spring return	Projecting, spring return	
References	green 	N/O	XB7 EA3131P	–
	red 	N/C	–	XB7 EL4232P
	white 	N/O + C/O	XB7 EA11341P	–
	black 	N/O + C/O	XB7 EA21341	–

(1) Alternative connection: 1 x 6.35 and 2 x 2.8 mm Faston connectors.



Selector switches and key switches

Type of operator		Black handle		Ronis key, n° 455	
Number and type of positions		2 positions 	3 positions 	2 positions 	3 positions 
References (10)*	N/O	XB7 ED21P	–	XB7 EG21P	–
	N/C + N/O	XB7 ED25P	–	–	–
	2 N/O	–	XB7 ED33P	–	XB7 EG33P



Ø 40 mushroom head pushbuttons (2)

Type of push		Turn to release	Key release, Ronis 455
References (10)*	red 	XB7 ES542P	XB7 ES142P
	red 	XB7 ES545P	XB7 ES145P

(2) Mushroom head switching off mechanical latching pushbuttons conform to standard IEC 60364-5-53 and EN/IEC 60947-5-5. For mushroom trigger action and mechanical latching head Emergency stop pushbuttons conforming to standard EN/IEC 60204-1 and EN/ISO 13850: 2006, to Machinery directive 98/37/EC and standard EN/IEC 60947-5-5, use an Emergency stop type XB5 A●8●●● or XB5 AS9●●● from the Harmony® range. See page 2/10.

* sold in lots of 10